

14e GRAND PRIX DE MONACO HISTORIQUE

































Liste des engagés série A1 : Voitures de Grand Prix d'avant-guerre et Voiturettes

N°	Pilote NOM Prénom	Nat.Pil.	Concurrent NOM Prénom	Nat.Con.	Marque	Modèle	Année	Classe
2	EMMERLING Ralf	FRA	EMMERLING Ralf	FRA	RILEY	BROOKLANDS	1928	2
4	GILLET John	AUS	GILLET John	AUS	MG	K3 MAGNETTE	1934	2
6	FOUQUET-HATEVILAIN Francois	FRA	FOUQUET-HATEVILAIN Francois	FRA	BUGATTI	35	1925	1
8	DE BALDANZA Julia	GBR	DE BALDANZA Julia	GBR	BUGATTI	35B	1928	1
10	HALUSA Martin	AUT	HALUSA Martin	AUT	BUGATTI	35B	1927	1
12	BAILEY Jonathan	GBR	BAILEY Jonathan	GBR	BUGATTI	35C	1927	1
14	PIANTELLI Maurizio	ITA	PIANTELLI Maurizio	ITA	BUGATTI	37A	1927	2
16	ROSINA Stefano	ITA	ROSINA Stefano	ITA	BUGATTI	37/44	1927	1
18	STAPTS Thierry	FRA	STAPTS Thierry	FRA	BUGATTI	35	1926	1
28	BURKARD Fritz	CHE	BURKARD Fritz	CHE	ALFA-ROMEO	8C MONZA	1933	1
52	BLAKENEY-EDWARDS Patrick	GBR	BLAKENEY-EDWARDS Patrick	GBR	FRAZER-NASH	MONOPLACE	1935	2
54	DOWLING Paddins	IRL	DOWLING Paddins	IRL	ERA	R5B	1936	1
56	BAKER Brad	CAN	BAKER Brad	CAN	ERA	R10B	1936	2
58	CHANOINE Thierry	FRA	CHANOINE Thierry	FRA	RILEY	DOBBS	1935	1
70	BIRCH Michael	GBR	BIRCH Michael	GBR	MASERATI	4CM	1935	2
72	"WINTER" "Mark"	DEU	"WINTER" "Mark"	DEU	MASERATI	6CM	1936	2

14ème GRAND PRIX DE MONACO HISTORIQUE 2024
 SERIE A1 : Voitures de Grand Prix d'Avant-Guerre et Voiturettes
 SERIE A1 : Pre-war Grand Prix Cars and Voiturettes



LISTE PROVISOIRE DES AUTORISES A PRENDRE LE DEPART / PROVISIONAL LIST OF AUTHORISED DRIVERS TO RACE

Num Num	Pilote Pilot	Nat Pil Nat Pil	Concurrent Competitor	Nat.Com Nat Com	Marque Type	Modèle Model	Année Year	Classe class
2	EMMERLING Ralf		EMMERLING Ralf		RILEY	BROOKLANDS	1928	2
4	GILLETT John		GILLETT John		MG	K3 MAGNETTE	1934	2
6	FOUQUET-HATEVILAIN Francois		FOUQUET-HATEVILAIN Francois		BUGATTI	35	1925	1
8	DE BALDANZA Julia		DE BALDANZA Julia		BUGATTI	35B	1928	1
10	HALUSA Martin		HALUSA Martin		BUGATTI	35B	1927	1
12	BAILEY Jonathan		BAILEY Jonathan		BUGATTI	35C	1927	1
14	PIANTELLI Maurizio		PIANTELLI Maurizio		BUGATTI	37A	1927	2
16	ROSINA Stefano		ROSINA Stefano		BUGATTI	37/44	1927	1
18	STAPTS Thierry		STAPTS Thierry		BUGATTI	35	1926	1
28	BURKARD Fritz		BURKARD Fritz		ALFA-ROMEO	8C MONZA	1933	1
52	BLAKENEY-EDWARDS Patrick		BLAKENEY-EDWARDS Patrick		FRAZER-NASH	MONOPLACE	1935	2
54	DOWLING Paddins		DOWLING Paddins		ERA	R5B	1936	1
56	BAKER Brad		BAKER Brad		ERA	R10B	1936	2
58	CHANOINE Thierry		CHANOINE Thierry		RILEY	DOBBS	1935	1
70	BIRCH Michael		BIRCH Michael		MASERATI	4CM	1935	2
72	WINTER Mark		WINTER Mark		MASERATI	6CM	1936	2

16 Concurrents / Competitors

Sous réserve des vérifications techniques du 10/05 / Subject to technical verifications on 10/05

Commission Sportive


A. Vivalda / C. Calegari / P. Longoni, 09/05/2024, 20:23:46



09/05/2024 - 17:46 / Page 1/1

10/05/2024 - 12/05/2024 / Monaco (MC)

Vola Timing (www.vola.fr) / Circuit Pro 8.1.05

Timekeeping by FMC & Vola Timing 



Veuve Clicquot

14ème GRAND PRIX DE MONACO HISTORIQUE 2024
 SERIE A1 : Voitures de Grand Prix d'Avant-Guerre et Voiturettes

SERIE A1 : Pre-war Grand Prix Cars and Voiturettes







Essais libres / Free Practice Session

CLASSEMENT FINAL DE LA SEANCE / SESSION FINAL CLASSIFICATION

Cl	Num	Pilote	Nat Pil	Concurrent	Nat.Com	Classe	Marque	Modèle	Année	Temps	Ecart	Tours	Vitesse
Rnk	Num	Pilot	Nat Pil	Competitor	Nat Com	class	Type	Model	Year	Time	Gap	Laps	Speed
1	54	DOWLING Paddins		DOWLING Paddins		1	ERA	R5B	1936	2:15.184		12	88,86
2	70	BIRCH Michael		BIRCH Michael		2	MASERATI	4CM	1935	2:16.910	+1.726	13	87,74
3	12	BAILEY Jonathan		BAILEY Jonathan		1	BUGATTI	35C	1927	2:17.076	+1.892	11	87,63
4	72	WINTER Mark		WINTER Mark		2	MASERATI	6CM	1936	2:17.626	+2.442	14	87,28
5	56	BAKER Brad		BAKER Brad		2	ERA	R10B	1936	2:18.728	+3.544	11	86,59
6	28	BURKARD Fritz		BURKARD Fritz		1	ALFA-ROMEO	8C MONZA	1933	2:19.755	+4.571	11	85,95
7	10	HALUSA Martin		HALUSA Martin		1	BUGATTI	35B	1927	2:20.643	+5.459	7	85,41
8	16	ROSINA Stefano		ROSINA Stefano		1	BUGATTI	37/44	1927	2:21.432	+6.248	11	84,93
9	6	FOUQUET-HATEVILAIN Francois		FOUQUET-HATEVILAIN Francois		1	BUGATTI	35	1925	2:31.447	+16.263	13	79,32
10	18	STAPTS Thierry		STAPTS Thierry		1	BUGATTI	35	1926	2:32.216	+17.032	13	78,92
11	58	CHANOINE Thierry		CHANOINE Thierry		1	RILEY	DOBBS	1935	2:35.486	+20.302	10	77,26
12	2	EMMERLING Ralf		EMMERLING Ralf		2	RILEY	BROOKLANDS	1928	2:37.578	+22.394	8	76,23

14ème GRAND PRIX DE MONACO HISTORIQUE 2024
 SERIE A1 : Voitures de Grand Prix d'Avant-Guerre et Voiturettes
 SERIE A1 : Pre-war Grand Prix Cars and Voiturettes
 Essais libres / Free Practice Session
 CLASSEMENT FINAL DE LA SEANCE / SESSION FINAL CLASSIFICATION



Clé	Num	Pilote	Nat Pil	Concurrent	Nat.Com	Classe	Marque	Modèle	Année	Temps	Ecart	Tours	Vitesse
Rnk	Num	Pilot	Nat Pil	Competitor	Nat Com	class	Type	Model	Year	Time	Gap	Laps	Speed
13	14	PIANTELLI Maurizio		PIANTELLI Maurizio		2	BUGATTI	37A	1927	2:37.628	+22.444	12	76,21
14	4	GILLETT John		GILLETT John		2	MG	K3 MAGNETTE	1934	2:39.758	+24.574	12	75,19
15	8	DE BALDANZA Julia		DE BALDANZA Julia		1	BUGATTI	35B	1928	2:43.997	+28.813	12	73,25

Non qualifié / Not qualified:

N52 : objet : 3 tours minimum non réalisés / N52: subject : 3 laps minimum not realized.

DECISION N°1

N16 : Annulation du meilleur temps de la séance / Cancellation of the best lap time of the free practice

Commission Sportive

A. Vivalda / M.M. Calegari / P. Longoni, 10/05/2024, 16:15:46



10/05/2024 - 15:28 / Page 2/2

14ème GRAND PRIX DE MONACO HISTORIQUE 2024
 SERIE A1 : Voitures de Grand Prix d'Avant-Guerre et Voiturettes
 SERIE A1 : Pre-war Grand Prix Cars and Voiturettes











Essais Qualificatifs / Qualifying Practice Session

CLASSEMENT FINALE DE LA SEANCE QUALIFICATIVE / QUALIFYING SESSION FINAL CLASSIFICATION

Cl	Num	Pilote	Nat Pil	Concurrent	Nat.Com	Classe	Marque	Modèle	Année	Temps	Ecart	Tours	Vitesse
Rnk	Num	Pilot	Nat Pil	Competitor	Nat Com	class	Type	Model	Year	Time	Gap	Laps	Speed
1	54	DOWLING Paddins		DOWLING Paddins		1	ERA	R5B	1936	2:05.965		11	95,36
2	56	BAKER Brad		BAKER Brad		2	ERA	R10B	1936	2:09.454	+3.489	11	92,79
3	70	BIRCH Michael		BIRCH Michael		2	MASERATI	4CM	1935	2:12.214	+6.249	10	90,86
4	12	BAILEY Jonathan		BAILEY Jonathan		1	BUGATTI	35C	1927	2:15.148	+9.183	12	88,88
5	72	WINTER Mark		WINTER Mark		2	MASERATI	6CM	1936	2:16.382	+10.417	11	88,08
6	10	HALUSA Martin		HALUSA Martin		1	BUGATTI	35B	1927	2:16.788	+10.823	10	87,82
7	28	BURKARD Fritz		BURKARD Fritz		1	ALFA-ROMEO	8C MONZA	1933	2:19.122	+13.157	5	86,35
8	6	FOUQUET-HATEVILAIN Francois		FOUQUET-HATEVILAIN Francois		1	BUGATTI	35	1925	2:28.285	+22.320	10	81,01
9	18	STAPTS Thierry		STAPTS Thierry		1	BUGATTI	35	1926	2:28.541	+22.576	8	80,87
10	2	EMMERLING Ralf		EMMERLING Ralf		2	RILEY	BROOKLANDS	1928	2:29.352	+23.387	11	80,43
11	4	GILLETT John		GILLETT John		2	MG	K3 MAGNETTE	1934	2:33.276	+27.311	10	78,37
12	14	PIANTELLI Maurizio		PIANTELLI Maurizio		2	BUGATTI	37A	1927	2:34.428	+28.463	10	77,79

CLASSEMENT FINALE DE LA SEANCE QUALIFICATIVE / QUALIFYING SESSION FINAL CLASSIFICATION

Cl	Num	Pilote	Nat Pil	Concurrent	Nat.Com	Classe	Marque	Modèle	Année	Temps	Ecart	Tours	Vitesse
Rnk	Num	Pilot	Nat Pil	Competitor	Nat Com	class	Type	Model	Year	Time	Gap	Laps	Speed
13	8	DE BALDANZA Julia		DE BALDANZA Julia		1	BUGATTI	35B	1928	2:35.237	+29.272	11	77,38
Non Qualifiés / Not Qualified - Limit = 2:43.754													
14	16	ROSINA Stefano		ROSINA Stefano		1	BUGATTI	37/44	1927	2:51.663	+45.698	4	69,98
15	58	CHANOINE Thierry		CHANOINE Thierry		1	RILEY	DOBBS	1935	3:01.196	+55.231	6	66,29
Pas de temps / No time													
	52	BLAKENEY-EDWARDS Patrick		BLAKENEY-EDWARDS Patrick		2	FRAZER-NASH	MONOPLACE	1935				

N12 : Franchissement de la chicane / crossing the chicane Temps annulé/ Cancelled Time 2.18.558 Lap/Tour 9

N56 : Franchissement de la chicane / crossing the chicane Temps annulé/ Cancelled Time 2.10.556 Lap/Tour 11

Commission Sportive

A. Vivalda / M.M. Calegari / P. Longoni, 11/05/2024, 13:52:30



11/05/2024 - 12:22 / Page 2/2

14ème GRAND PRIX DE MONACO HISTORIQUE 2024
 SERIE A1 : Voitures de Grand Prix d'Avant-Guerre et Voiturettes
 SERIE A1 : Pre-war Grand Prix Cars and Voiturettes
 Essais Qualificatifs / Qualifying Practice Session
 Historique / Records



Num	Nom pilote	Heure	Secteur 1	Secteur 2	Secteur 3	Tour	Temps
Num		Hour	Sector 1	Sector 2	Sector 3	Lap	Time

2 EMMERLING Ralf

2	EMMERLING	[IN]					
START							
2	EMMERLING	9.464				1	
1:26.081 FCY FLAG							
2	EMMERLING	3:19.601	53.228	1:35.114	41.795	2	3:10.137
2	EMMERLING	6:19.000	54.194	1:26.815	38.390	3	2:59.399
6:28.663 START							
2	EMMERLING	8:56.660	46.097	1:17.440	34.123	4	2:37.660
2	EMMERLING	11:26.860	41.037	1:14.805	34.358	5	2:30.200
2	EMMERLING	13:58.988	41.630	1:16.188	34.310	6	2:32.128
2	EMMERLING	16:32.414	42.055	1:17.610	33.761	7	2:33.426
2	EMMERLING	19:03.113	40.898	1:15.600	34.201	8	2:30.699
2	EMMERLING	21:32.465	41.121	1:14.499	33.732	9	2:29.352
2	EMMERLING	24:02.405	41.494	1:14.542	33.904	10	2:29.940
25:01.424 FINISH							
2	EMMERLING	26:31.859	41.181	1:14.714	33.559	11	2:29.454

4 GILLETT John

4	GILLETT	[IN]					
START							
4	GILLETT	29.945				1	

Num	Nom pilote	Heure	Secteur 1	Secteur 2	Secteur 3	Tour	Temps
Num		Hour	Sector 1	Sector 2	Sector 3	Lap	Time

1:26.081 FCY FLAG							
4	GILLETT	3:47.672	52.705	1:40.383	44.639	2	3:17.727
6:28.663 START							
4	GILLETT	7:06.743	58.594	1:44.642	35.835	3	3:19.071
4	GILLETT	9:41.436	41.724	1:18.065	34.904	4	2:34.693
4	GILLETT	12:14.712	42.484	1:17.320	33.472	5	2:33.276
4	GILLETT	15:01.315	46.131	1:25.389	35.083	6	2:46.603
4	GILLETT	17:42.842	43.583	1:22.834	35.110	7	2:41.527
4	GILLETT	20:16.352	41.066	1:18.665	33.779	8	2:33.510
4	GILLETT	22:51.977	42.453	1:20.363	32.809	9	2:35.625
25:01.424 FINISH							
4	GILLETT	25:27.832	42.191	1:19.224	34.440	10	2:35.855

6 FOUQUET-HATEVILAIN Francois

6	FOUQUET-HATEVILAIN	[IN]					
START							
6	FOUQUET-HATEVILAIN	21.258				1	
1:26.081 FCY FLAG							
6	FOUQUET-HATEVILAIN	3:23.011	50.278	1:31.256	40.219	2	3:01.753
6	FOUQUET-HATEVILAIN	6:23.889	54.926	1:27.442	38.510	3	3:00.878
6:28.663 START							
6	FOUQUET-HATEVILAIN	8:57.759	44.107	1:15.539	34.224	4	2:33.870
6	FOUQUET-HATEVILAIN	11:30.651	40.670	1:16.683	35.539	5	2:32.892

Num	Nom pilote	Heure	Secteur 1	Secteur 2	Secteur 3	Tour	Temps
Num		Hour	Sector 1	Sector 2	Sector 3	Lap	Time
6	FOUQUET-HATEVILAIN	13:59.844	40.176	1:14.679	34.338	6	2:29.193
6	FOUQUET-HATEVILAIN	16:38.450	41.748	1:18.988	37.870	7	2:38.606
6	FOUQUET-HATEVILAIN	19:06.735	40.012	1:15.307	32.966	8	2:28.285
6	FOUQUET-HATEVILAIN	21:35.662	40.950	1:14.934	33.043	9	2:28.927
6	FOUQUET-HATEVILAIN	24:21.465	44.243	1:26.021	35.539	10	2:45.803
		25:01.424					FINISH

8 DE BALDANZA Julia

8	DE BALDANZA	[IN]					START
8	DE BALDANZA	17.331				1	
		1:26.081					FCY FLAG
8	DE BALDANZA	3:25.620	55.814	1:32.901	39.574	2	3:08.289
8	DE BALDANZA	6:24.951	54.046	1:27.472	37.813	3	2:59.331
		6:28.663					START
8	DE BALDANZA	9:03.657	44.938	1:19.498	34.270	4	2:38.706
8	DE BALDANZA	11:40.865	42.830	1:20.407	33.971	5	2:37.208
8	DE BALDANZA	14:23.254	42.880	1:24.720	34.789	6	2:42.389
8	DE BALDANZA	17:01.357	45.565	1:18.835	33.703	7	2:38.103
8	DE BALDANZA	19:36.594	42.087	1:19.116	34.034	8	2:35.237
8	DE BALDANZA	22:12.086	42.243	1:19.339	33.910	9	2:35.492
8	DE BALDANZA	24:48.466	42.718	1:18.974	34.688	10	2:36.380
		25:01.424					FINISH
8	DE BALDANZA	27:26.490	42.892	1:20.145	34.987	11	2:38.024

10 HALUSA Martin

10	HALUSA	[IN]					START
10	HALUSA	11.675				1	
		1:26.081					FCY FLAG
10	HALUSA	3:17.289	51.177	1:32.061	42.376	2	3:05.614
10	HALUSA	6:17.519	51.260	1:28.885	40.085	3	3:00.230
		6:28.663					START
10	HALUSA	8:46.398	44.485	1:13.223	31.171	4	2:28.879
10	HALUSA	11:06.087	37.922	1:11.155	30.612	5	2:19.689
10	HALUSA	13:27.103	37.561	1:11.367	32.088	6	2:21.016
10	HALUSA	[IN] 15:42.629	40.585	1:14.270	20.671	6	
10	HALUSA	18:39.548				7	
10	HALUSA	21:46.335	1:26.462	1:10.012	30.313	8	3:06.787
10	HALUSA	24:03.123	37.101	1:09.434	30.253	9	2:16.788
		25:01.424					FINISH
10	HALUSA	26:22.200	37.917	1:10.075	31.085	10	2:19.077

12 BAILEY Jonathan

12	BAILEY	[IN]					START
12	BAILEY	13.737				1	
		1:26.081					FCY FLAG
12	BAILEY	3:20.683	50.562	1:34.767	41.617	2	3:06.946

Num	Nom pilote	Heure	Secteur 1	Secteur 2	Secteur 3	Tour	Temps
Num		Hour	Sector 1	Sector 2	Sector 3	Lap	Time
12	BAILEY	6:20.623	54.397	1:26.795	38.748	3	2:59.940
		6:28.663					START
12	BAILEY	8:45.312	41.946	1:11.225	31.518	4	2:24.689
12	BAILEY	11:04.265	37.509	1:10.819	30.625	5	2:18.953
12	BAILEY	13:22.144	36.859	1:10.076	30.944	6	2:17.879
12	BAILEY	15:39.582	37.339	1:09.395	30.704	7	2:17.438
12	BAILEY	17:58.258	37.891	1:10.228	30.557	8	2:18.676
12	BAILEY	20:16.816	36.606	1:09.332	32.620	9	2:18.558
12	BAILEY	22:36.473	39.662	1:09.456	30.539	10	2:19.657
12	BAILEY	24:51.621	36.659	1:08.710	29.779	11	2:15.148
		25:01.424					FINISH
12	BAILEY	27:11.626	36.938	1:10.431	32.636	12	2:20.005

14 PIANTELLI Maurizio

14	PIANTELLI	[IN]					
							START
14	PIANTELLI	19.948				1	
		1:26.081					FCY FLAG
14	PIANTELLI	3:44.388	54.392	1:44.367	45.681	2	3:24.440
		6:28.663					START
14	PIANTELLI	7:02.754	56.213	1:45.202	36.951	3	3:18.366
14	PIANTELLI	9:40.055	43.292	1:19.316	34.693	4	2:37.301
14	PIANTELLI	12:17.880	42.731	1:19.730	35.364	5	2:37.825
14	PIANTELLI	14:58.263	43.739	1:22.231	34.413	6	2:40.383
14	PIANTELLI	17:33.024	43.077	1:17.232	34.452	7	2:34.761

Num	Nom pilote	Heure	Secteur 1	Secteur 2	Secteur 3	Tour	Temps
Num		Hour	Sector 1	Sector 2	Sector 3	Lap	Time
14	PIANTELLI	20:07.452	42.747	1:17.060	34.621	8	2:34.428
14	PIANTELLI	22:53.671	45.334	1:24.788	36.097	9	2:46.219
		25:01.424					FINISH
14	PIANTELLI	25:44.391	47.008	1:24.147	39.565	10	2:50.720

16 ROSINA Stefano

16	ROSINA	[IN]					
							START
16	ROSINA	27.224				1	
		1:26.081					FCY FLAG
16	ROSINA	3:46.393	52.566	1:40.064	46.539	2	3:19.169
		6:28.663					START
16	ROSINA	7:03.270	57.429	1:44.183	35.265	3	3:16.877
16	ROSINA	9:54.933	50.574	1:21.787	39.302	4	2:51.663
		25:01.424					FINISH

18 STAPTS Thierry

18	STAPTS	[IN]					
							START
18	STAPTS	31.316				1	
		1:26.081					FCY FLAG
18	STAPTS	3:50.729	56.052	1:38.397	44.964	2	3:19.413
		6:28.663					START

Num	Nom pilote	Heure	Secteur 1	Secteur 2	Secteur 3	Tour	Temps
Num		Hour	Sector 1	Sector 2	Sector 3	Lap	Time
18	STAPTS	7:08.410	57.817	1:43.999	35.865	3	3:17.681
18	STAPTS	9:41.962	42.741	1:16.517	34.294	4	2:33.552
18	STAPTS	[IN] 12:01.955	42.462	1:17.277	20.254	4	
18	STAPTS	13:20.425				5	
18	STAPTS	15:53.757	45.991	1:14.234	33.107	6	2:33.332
18	STAPTS	18:22.298	41.429	1:13.766	33.346	7	2:28.541
18	STAPTS	20:51.138	41.767	1:13.932	33.141	8	2:28.840
18	STAPTS	[IN] 23:21.623	43.252	1:24.259	22.974	8	
		25:01.424					FINISH

28 BURKARD Fritz

28	BURKARD	[IN]					
							START
28	BURKARD	46.997				1	
		1:26.081					FCY FLAG
28	BURKARD	4:02.298	1:05.181	1:30.033	40.087	2	3:15.301
		6:28.663					START
28	BURKARD	7:10.063	57.934	1:36.831	33.000	3	3:07.765
28	BURKARD	9:39.349	40.288	1:16.572	32.426	4	2:29.286
28	BURKARD	11:58.471	38.785	1:09.224	31.113	5	2:19.122
		25:01.424					FINISH

52 BLAKENEY-EDWARDS Patrick

52	BLAKENEY-EDWARDS	[IN]					
----	------------------	------	--	--	--	--	--

Num	Nom pilote	Heure	Secteur 1	Secteur 2	Secteur 3	Tour	Temps
Num		Hour	Sector 1	Sector 2	Sector 3	Lap	Time
							START
52	BLAKENEY-EDWARDS	12.625				1	
		1:26.081					FCY FLAG
		6:28.663					START
		25:01.424					FINISH

54 DOWLING Paddins

54	DOWLING	[IN]					
							START
54	DOWLING	50.981				1	
		1:26.081					FCY FLAG
54	DOWLING	4:07.058	1:04.372	1:34.504	37.201	2	3:16.077
		6:28.663					START
54	DOWLING	7:10.741	55.580	1:36.173	31.930	3	3:03.683
54	DOWLING	9:19.129	37.644	1:03.314	27.430	4	2:08.388
54	DOWLING	11:25.922	34.053	1:04.543	28.197	5	2:06.793
54	DOWLING	13:31.887	32.710	1:05.385	27.870	6	2:05.965
54	DOWLING	16:52.952	1:46.932	1:05.856	28.277	7	3:21.065
54	DOWLING	19:01.464	34.181	1:05.232	29.099	8	2:08.512
54	DOWLING	21:10.954	35.502	1:05.674	28.314	9	2:09.490
54	DOWLING	23:19.499	35.460	1:04.944	28.141	10	2:08.545
		25:01.424					FINISH
54	DOWLING	25:25.767	33.145	1:04.533	28.590	11	2:06.268

Num	Nom pilote	Heure	Secteur 1	Secteur 2	Secteur 3	Tour	Temps
Num		Hour	Sector 1	Sector 2	Sector 3	Lap	Time
56 BAKER Brad							
56	BAKER	[IN]					
START							
56	BAKER	33.891				1	
1:26.081 FCY FLAG							
56	BAKER	3:49.490	50.797	1:39.654	45.148	2	3:15.599
6:28.663 START							
56	BAKER	7:07.680	58.180	1:44.582	35.428	3	3:18.190
56	BAKER	9:32.819	41.711	1:13.522	29.906	4	2:25.139
56	BAKER	11:48.485	37.008	1:09.145	29.513	5	2:15.666
56	BAKER	14:09.290	36.558	1:15.013	29.234	6	2:20.805
56	BAKER	16:24.527	36.380	1:08.672	30.185	7	2:15.237
56	BAKER	18:35.521	35.381	1:06.901	28.712	8	2:10.994
56	BAKER	20:44.975	34.654	1:06.606	28.194	9	2:09.454
56	BAKER	24:01.189	1:36.209	1:08.462	31.543	10	3:16.214
25:01.424 FINISH							
56	BAKER	26:11.745	35.593	1:04.628	30.335	11	2:10.556

58 CHANOINE Thierry

58	CHANOINE	[IN]					
START							
58	CHANOINE	35.519				1	
1:26.081 FCY FLAG							
58	CHANOINE	3:52.466	1:02.450	1:32.353	42.144	2	3:16.947

6:28.663 START							
58	CHANOINE	7:11.881	59.891	1:42.041	37.483	3	3:19.415
58	CHANOINE	10:13.077	55.982	1:26.273	38.941	4	3:01.196
58	CHANOINE	13:17.569	57.614	1:26.983	39.895	5	3:04.492
58	CHANOINE	[IN] 16:08.257	59.946	1:27.833	22.909	5	
58	CHANOINE	24:40.747				6	
25:01.424 FINISH							

70 BIRCH Michael

70	BIRCH	[IN]					
START							
70	BIRCH	15.299				1	
1:26.081 FCY FLAG							
70	BIRCH	3:18.911	48.138	1:33.049	42.425	2	3:03.612
70	BIRCH	6:18.492	51.224	1:28.483	39.874	3	2:59.581
6:28.663 START							
70	BIRCH	8:36.451	40.398	1:08.513	29.048	4	2:17.959
70	BIRCH	10:50.628	35.852	1:09.042	29.283	5	2:14.177
70	BIRCH	13:04.814	36.039	1:08.902	29.245	6	2:14.186
70	BIRCH	15:19.176	35.887	1:08.276	30.199	7	2:14.362
70	BIRCH	[IN] 17:34.440	36.842	1:13.958	24.464	7	
70	BIRCH	21:34.633				8	
70	BIRCH	23:56.846	42.298	1:10.541	29.374	9	2:22.213
25:01.424 FINISH							
70	BIRCH	26:09.060	35.854	1:07.338	29.022	10	2:12.214

Num	Nom pilote	Heure	Secteur 1	Secteur 2	Secteur 3	Tour	Temps
Num		Hour	Sector 1	Sector 2	Sector 3	Lap	Time

72 WINTER Mark

72	WINTER	[IN]					
							START
72	WINTER	18.534				1	
		1:26.081					FCY FLAG
72	WINTER	3:21.302	48.580	1:32.721	41.467	2	3:02.768
72	WINTER	6:21.336	54.735	1:26.855	38.444	3	3:00.034
		6:28.663					START
72	WINTER	8:48.780	43.921	1:13.150	30.373	4	2:27.444
72	WINTER	11:08.294	36.655	1:12.048	30.811	5	2:19.514
72	WINTER	13:26.845	36.262	1:11.838	30.451	6	2:18.551
72	WINTER	15:44.395	36.639	1:10.088	30.823	7	2:17.550
72	WINTER	18:01.849	36.613	1:10.842	29.999	8	2:17.454
72	WINTER	20:18.231	35.676	1:10.324	30.382	9	2:16.382
72	WINTER	[IN] 22:27.993	40.610	1:10.677	18.475	9	
72	WINTER	24:02.460				10	
		25:01.424					FINISH
72	WINTER	26:25.717	41.055	1:10.984	31.218	11	2:23.257

14ème GRAND PRIX DE MONACO HISTORIQUE 2024
 SERIE A1 : Voitures de Grand Prix d'Avant-Guerre et Voiturettes
 SERIE A1 : Pre-war Grand Prix Cars and Voiturettes
 Course / Race



GRILLE DE DEPART FINALE / FINAL STARTING GRID

Départ / Start : 12/05/2024 - 09h05 Fermeture pré grille / Closing of the grid : 08h50 Durée / Duration : 00h30 10 Tours/Laps = 33.370 Km

- Pole -

			- 1 -	54	DOWLING Paddins - IRL (2:05.965)
BAKER Brad - CAN (2:09.454)	56		- 2 -		
			- 3 -	70	BIRCH Michael - GBR (2:12.214)
BAILEY Jonathan - GBR (2:15.148)	12		- 4 -		
			- 5 -	72	WINTER Mark - GER (2:16.382)
HALUSA Martin - AUT (2:16.788)	10		- 6 -		
			- 7 -	6	FOUQUET-HATEVILAIN Francois - FRA (2:28.285)
STAPTS Thierry - FRA (2:28.541)	18		- 8 -		
			- 9 -	2	EMMERLING Ralf - FRA (2:29.352)
GILLETT John - AUS (2:33.276)	4		- 10 -		
			- 11 -	14	PIANTELLI Maurizio - ITA (2:34.428)
DE BALDANZA Julia - GBR (2:35.237)	8		- 12 -		
			- 13 -	16	ROSINA Stefano - ITA (2:51.663)



- Pole -

CHANOINE Thierry - FRA
(3:01.196)

58


- 14 -

Commission Sportive

A. Vivalda / M.M. Calegari / P. Longoni, 12/05/2024, 07:47:58



12/05/2024 - 07:46 / Page 2/2















Timekeeping by FMC & Vola Timing 

14ème GRAND PRIX DE MONACO HISTORIQUE 2024
 SERIE A1 : Voitures de Grand Prix d'Avant-Guerre et Voiturettes
 SERIE A1 : Pre-war Grand Prix Cars and Voiturettes



Course / Race

CLASSEMENT FINAL / FINAL CLASSIFICATION

Cl Rnk	Num Num	Concurrent Competitor	Nat.Com Nat Com	Classe class	Tours Laps	Temps Time	Ecart Gap	Moyenne Average	M.Tour B.Lap	Vitesse Speed
1	54	DOWLING Paddins		1	10	21:21.875		93,71	2:06.007	95,33
2	56	BAKER Brad		2	10	21:36.498	+14.623	92,65	2:05.983	95,35
3	70	BIRCH Michael		2	10	22:09.908	+48.033	90,33	2:08.460	93,51
4	72	WINTER Mark		2	10	22:26.010	+1:04.135	89,25	2:10.713	91,90
5	12	BAILEY Jonathan		1	10	22:29.303	+1:07.428	89,03	2:12.670	90,54
6	10	HALUSA Martin		1	10	23:20.284	+1:58.409	85,79	2:16.770	87,83
7	16	ROSINA Stefano		1	9	22:21.888	+1 Lap	80,57	2:24.061	83,38
8	6	FOUQUET-HATEVILAIN Francois		1	9	22:37.523	+1 Lap	79,64	2:27.448	81,47
9	8	DE BALDANZA Julia		1	9	23:22.825	+1 Lap	77,07	2:30.602	79,76
10	14	PIANTELLI Maurizio		2	9	23:23.859	+1 Lap	77,01	2:30.559	79,79
11	2	EMMERLING Ralf		2	9	23:59.539	+1 Lap	75,10	2:25.856	82,36
12	4	GILLETT John		2	8	23:23.066	+2 Laps	68,49	2:30.143	80,01
13	18	STAPTS Thierry		1	7	17:28.750	+3 Laps	80,18	2:26.934	81,75
14	58	CHANOINE Thierry		1	3	7:59.057	+7 Laps	75,23	2:34.394	77,80

Commission Sportive

A. Vivalda / M.M. Calegari / P. Longoni, 12/05/2024, 12:54:13



12/05/2024 - 10:41 / Page 1/1

14ème GRAND PRIX DE MONACO HISTORIQUE 2024
 SERIE A1 : Voitures de Grand Prix d'Avant-Guerre et Voiturettes
 SERIE A1 : Pre-war Grand Prix Cars and Voiturettes
 Course / Race
 Historique / Records



Num	Nom pilote	Heure	Secteur 1	Secteur 2	Secteur 3	Tour	Temps
Num		Hour	Sector 1	Sector 2	Sector 3	Lap	Time
2 EMMERLING Ralf							
2	EMMERLING						
2	EMMERLING		54.708	1:29.418	7:57.791		
							START
2	EMMERLING	5.924	1:02.263	1:39.004	1:21.070		
2	EMMERLING	2:38.766	43.707	1:14.627	34.508	1	2:32.842
2	EMMERLING	5:09.941	41.483	1:17.033	32.659	2	2:31.175
2	EMMERLING	7:38.169	40.791	1:14.064	33.373	3	2:28.228
2	EMMERLING	10:04.967	40.806	1:12.999	32.993	4	2:26.798
2	EMMERLING	12:32.818	40.802	1:13.966	33.083	5	2:27.851
2	EMMERLING	14:58.674	39.313	1:13.803	32.740	6	2:25.856
2	EMMERLING	17:29.062	40.618	1:15.518	34.252	7	2:30.388
2	EMMERLING	20:22.877	45.618	1:28.130	40.067	8	2:53.815
							FINISH
2	EMMERLING	23:59.539	56.764	1:48.983	50.915	9	3:36.662

4 GILLETT John

4	GILLETT						
4	GILLETT		53.817	1:31.592	7:55.530		
							START
4	GILLETT	5.784	1:01.615	1:39.340	1:19.108		
4	GILLETT	2:45.246	45.354	1:20.346	33.762	1	2:39.462

Num	Nom pilote	Heure	Secteur 1	Secteur 2	Secteur 3	Tour	Temps
Num		Hour	Sector 1	Sector 2	Sector 3	Lap	Time
4	GILLETT	5:20.089	43.526	1:17.809	33.508	2	2:34.843
4	GILLETT	7:54.817	40.720	1:20.844	33.164	3	2:34.728
4	GILLETT	10:24.960	40.502	1:16.455	33.186	4	2:30.143
4	GILLETT	12:57.663	41.828	1:16.914	33.961	5	2:32.703
4	GILLETT	15:34.093	43.780	1:18.197	34.453	6	2:36.430
4	GILLETT	[IN] 18:06.412	44.332	1:25.136	22.851	6	
4	GILLETT	20:15.686				7	
							FINISH
4	GILLETT	23:23.066	1:04.439	1:25.398	37.543	8	3:07.380

6 FOUQUET-HATEVILAIN Francois

6	FOUQUET-HATEVILAIN						
6	FOUQUET-HATEVILAIN		53.262	1:30.728	8:00.150		
							START
6	FOUQUET-HATEVILAIN	5.170	1:00.706	1:37.930	1:23.877		
6	FOUQUET-HATEVILAIN	2:39.676	44.891	1:15.125	34.490	1	2:34.506
6	FOUQUET-HATEVILAIN	5:11.531	41.064	1:17.707	33.084	2	2:31.855
6	FOUQUET-HATEVILAIN	7:41.182	40.966	1:15.431	33.254	3	2:29.651
6	FOUQUET-HATEVILAIN	10:09.371	40.729	1:14.107	33.353	4	2:28.189
6	FOUQUET-HATEVILAIN	12:37.158	40.165	1:13.992	33.630	5	2:27.787
6	FOUQUET-HATEVILAIN	15:05.866	40.465	1:14.086	34.157	6	2:28.708
6	FOUQUET-HATEVILAIN	17:33.314	40.915	1:13.370	33.163	7	2:27.448
6	FOUQUET-HATEVILAIN	20:06.268	43.917	1:15.782	33.255	8	2:32.954

Num	Nom pilote	Heure	Secteur 1	Secteur 2	Secteur 3	Tour	Temps
Num		Hour	Sector 1	Sector 2	Sector 3	Lap	Time
		21:19.827					FINISH
6	FOUQUET-HATEVILAIN	22:37.523	41.277	1:16.413	33.565	9	2:31.255

8 DE BALDANZA Julia

8	DE BALDANZA						
8	DE BALDANZA		53.517	1:30.593	7:53.812		
							START
8	DE BALDANZA	8.679	1:03.556	1:38.128	1:19.714		
8	DE BALDANZA	2:48.021	48.853	1:17.006	33.483	1	2:39.342
8	DE BALDANZA	5:22.519	43.293	1:18.461	32.744	2	2:34.498
8	DE BALDANZA	7:53.121	41.095	1:15.986	33.521	3	2:30.602
8	DE BALDANZA	10:25.839	41.578	1:15.927	35.213	4	2:32.718
8	DE BALDANZA	12:59.750	42.161	1:16.497	35.253	5	2:33.911
8	DE BALDANZA	15:34.646	43.148	1:17.927	33.821	6	2:34.896
8	DE BALDANZA	18:10.861	44.541	1:18.745	32.929	7	2:36.215
8	DE BALDANZA	20:41.566	41.869	1:15.952	32.884	8	2:30.705
		21:19.827					FINISH
8	DE BALDANZA	23:22.825	41.452	1:23.178	36.629	9	2:41.259

10 HALUSA Martin

10	HALUSA						
10	HALUSA		53.206	1:29.263	8:01.297		
							START

Num	Nom pilote	Heure	Secteur 1	Secteur 2	Secteur 3	Tour	Temps
Num		Hour	Sector 1	Sector 2	Sector 3	Lap	Time
10	HALUSA	4.576	1:01.659	1:37.866	1:24.138		
10	HALUSA	2:27.233	41.095	1:10.628	30.934	1	2:22.657
10	HALUSA	4:47.156	37.264	1:11.377	31.282	2	2:19.923
10	HALUSA	7:08.156	38.109	1:11.432	31.459	3	2:21.000
10	HALUSA	9:27.546	37.638	1:10.773	30.979	4	2:19.390
10	HALUSA	11:45.491	36.884	1:10.563	30.498	5	2:17.945
10	HALUSA	14:03.377	37.079	1:10.126	30.681	6	2:17.886
10	HALUSA	16:21.225	36.854	1:10.125	30.869	7	2:17.848
10	HALUSA	18:37.995	36.762	1:09.846	30.162	8	2:16.770
10	HALUSA	20:57.688	38.257	1:10.777	30.659	9	2:19.693
		21:19.827					FINISH
10	HALUSA	23:20.284	36.831	1:12.150	33.615	10	2:22.596

12 BAILEY Jonathan

12	BAILEY						
12	BAILEY		47.573	1:23.053	8:15.491		
							START
12	BAILEY	3.646	59.606	1:38.072	1:26.567		
12	BAILEY	2:22.490	40.621	1:07.942	30.281	1	2:18.844
12	BAILEY	4:37.032	36.262	1:08.356	29.924	2	2:14.542
12	BAILEY	6:51.055	35.540	1:08.615	29.868	3	2:14.023
12	BAILEY	9:05.083	35.846	1:08.221	29.961	4	2:14.028
12	BAILEY	11:18.230	35.956	1:07.370	29.821	5	2:13.147
12	BAILEY	13:33.292	36.193	1:08.155	30.714	6	2:15.062
12	BAILEY	15:47.495	36.561	1:07.615	30.027	7	2:14.203

Num	Nom pilote	Heure	Secteur 1	Secteur 2	Secteur 3	Tour	Temps
Num		Hour	Sector 1	Sector 2	Sector 3	Lap	Time
12	BAILEY	18:03.070	36.325	1:09.775	29.475	8	2:15.575
12	BAILEY	20:16.633	36.040	1:06.866	30.657	9	2:13.563
		21:19.827					FINISH
12	BAILEY	22:29.303	35.592	1:07.198	29.880	10	2:12.670

14 PIANTELLI Maurizio

14	PIANTELLI						
14	PIANTELLI		54.446	1:31.448	7:54.247		
							START
14	PIANTELLI	7.737	1:02.273	1:39.196	1:19.806		
14	PIANTELLI	2:47.854	44.894	1:19.417	35.806	1	2:40.117
14	PIANTELLI	5:22.814	42.805	1:17.200	34.955	2	2:34.960
14	PIANTELLI	7:56.818	42.807	1:16.997	34.200	3	2:34.004
14	PIANTELLI	10:30.483	43.016	1:16.498	34.151	4	2:33.665
14	PIANTELLI	13:04.424	41.981	1:16.578	35.382	5	2:33.941
14	PIANTELLI	15:36.202	42.233	1:15.551	33.994	6	2:31.778
14	PIANTELLI	18:12.068	44.101	1:18.162	33.603	7	2:35.866
14	PIANTELLI	20:42.627	41.521	1:15.646	33.392	8	2:30.559
		21:19.827					FINISH
14	PIANTELLI	23:23.859	41.416	1:23.556	36.260	9	2:41.232

16 ROSINA Stefano

16	ROSINA						
----	---------------	--	--	--	--	--	--

Num	Nom pilote	Heure	Secteur 1	Secteur 2	Secteur 3	Tour	Temps
Num		Hour	Sector 1	Sector 2	Sector 3	Lap	Time
16	ROSINA		52.571	1:27.643	7:53.818		
							START
16	ROSINA	9.337	1:02.478	1:36.966	1:19.819		
16	ROSINA	2:47.063	46.751	1:16.416	34.559	1	2:37.726
16	ROSINA	5:11.510	40.142	1:12.018	32.287	2	2:24.447
16	ROSINA	7:39.139	40.037	1:14.383	33.209	3	2:27.629
16	ROSINA	10:06.714	40.351	1:15.001	32.223	4	2:27.575
16	ROSINA	12:30.775	39.556	1:11.623	32.882	5	2:24.061
16	ROSINA	14:56.124	39.609	1:13.049	32.691	6	2:25.349
16	ROSINA	17:23.311	40.222	1:14.088	32.877	7	2:27.187
16	ROSINA	19:49.085	39.668	1:13.144	32.962	8	2:25.774
		21:19.827					FINISH
16	ROSINA	22:21.888	42.571	1:17.633	32.599	9	2:32.803

18 STAPTS Thierry

18	STAPTS						
18	STAPTS		53.782	1:30.498	7:58.514		
							START
18	STAPTS	6.373	1:01.717	1:38.194	1:23.822		
18	STAPTS	2:40.675	45.154	1:14.192	34.956	1	2:34.302
18	STAPTS	5:09.680	40.618	1:15.143	33.244	2	2:29.005
18	STAPTS	7:39.039	41.553	1:14.313	33.493	3	2:29.359
18	STAPTS	10:06.358	41.595	1:13.265	32.459	4	2:27.319
18	STAPTS	12:34.255	40.435	1:14.122	33.340	5	2:27.897
18	STAPTS	15:01.189	40.976	1:13.075	32.883	6	2:26.934

Course / Race
 Historique / Records

Num	Nom pilote	Heure	Secteur 1	Secteur 2	Secteur 3	Tour	Temps
Num		Hour	Sector 1	Sector 2	Sector 3	Lap	Time
18	STAPTS	17:28.750	42.131	1:12.372	33.058	7	2:27.561
		21:19.827					FINISH

54 DOWLING Paddins

54	DOWLING						
54	DOWLING						START
54	DOWLING	1.142	58.636	1:32.896	1:32.546		
54	DOWLING	2:10.914	37.233	1:03.889	28.650	1	2:09.772
54	DOWLING	4:19.191	33.804	1:05.811	28.662	2	2:08.277
54	DOWLING	6:29.105	34.564	1:06.128	29.222	3	2:09.914
54	DOWLING	8:38.768	34.103	1:07.287	28.273	4	2:09.663
54	DOWLING	10:47.833	34.501	1:06.152	28.412	5	2:09.065
54	DOWLING	12:55.794	33.695	1:04.022	30.244	6	2:07.961
54	DOWLING	15:01.801	33.490	1:04.275	28.242	7	2:06.007
54	DOWLING	17:08.062	34.387	1:04.136	27.738	8	2:06.261
54	DOWLING	19:14.284	33.525	1:04.265	28.432	9	2:06.222
		21:19.827					FINISH
54	DOWLING	21:21.875	34.409	1:04.929	28.253	10	2:07.591

56 BAKER Brad

56	BAKER						
56	BAKER		56.462	1:33.855	8:19.413		

Num	Nom pilote	Heure	Secteur 1	Secteur 2	Secteur 3	Tour	Temps
Num		Hour	Sector 1	Sector 2	Sector 3	Lap	Time
							START
56	BAKER	2.047	58.204	1:37.873	1:27.659		
56	BAKER	2:15.435	38.149	1:06.715	28.524	1	2:13.388
56	BAKER	4:25.158	34.900	1:06.254	28.569	2	2:09.723
56	BAKER	6:34.098	34.625	1:05.943	28.372	3	2:08.940
56	BAKER	8:44.317	35.039	1:06.639	28.541	4	2:10.219
56	BAKER	10:50.300	33.714	1:04.436	27.833	5	2:05.983
56	BAKER	12:58.957	33.514	1:06.560	28.583	6	2:08.657
56	BAKER	15:06.768	34.451	1:04.954	28.406	7	2:07.811
56	BAKER	17:18.502	35.233	1:07.850	28.651	8	2:11.734
56	BAKER	19:27.344	34.048	1:05.720	29.074	9	2:08.842
		21:19.827					FINISH
56	BAKER	21:36.498	35.216	1:05.274	28.664	10	2:09.154

58 CHANOINE Thierry

58	CHANOINE						
58	CHANOINE		53.276	1:26.506	7:52.610		
							START
58	CHANOINE	8.512	1:04.597	1:37.760	1:16.380		
58	CHANOINE	2:42.906	46.612	1:14.078	33.704	1	2:34.394
58	CHANOINE	5:21.370	46.498	1:17.929	34.037	2	2:38.464
58	CHANOINE	7:59.057	45.817	1:17.441	34.429	3	2:37.687
58	CHANOINE	[IN] 10:22.754	46.126	1:15.853	21.718	3	
		21:19.827					FINISH
58	CHANOINE	[IN] 28:28.084				3	

Num	Nom pilote	Heure	Secteur 1	Secteur 2	Secteur 3	Tour	Temps
Num		Hour	Sector 1	Sector 2	Sector 3	Lap	Time
70 BIRCH Michael							
70	BIRCH						
70	BIRCH		41.648	1:11.489	7:09.010		
							START
70	BIRCH	3.937	58.521	1:37.921	1:27.870		
70	BIRCH	2:16.402	37.691	1:06.085	28.689	1	2:12.465
70	BIRCH	4:24.862	34.177	1:05.667	28.616	2	2:08.460
70	BIRCH	6:33.931	34.428	1:06.175	28.466	3	2:09.069
70	BIRCH	8:44.178	34.888	1:06.607	28.752	4	2:10.247
70	BIRCH	10:54.452	34.851	1:06.487	28.936	5	2:10.274
70	BIRCH	13:05.501	34.667	1:07.176	29.206	6	2:11.049
70	BIRCH	15:21.720	36.801	1:09.747	29.671	7	2:16.219
70	BIRCH	17:35.722	35.312	1:09.324	29.366	8	2:14.002
70	BIRCH	19:53.107	39.029	1:08.645	29.711	9	2:17.385
							21:19.827 FINISH
70	BIRCH	22:09.908	37.461	1:09.363	29.977	10	2:16.801

72 WINTER Mark

72	WINTER						
72	WINTER		49.441	1:28.134	8:08.010		
							START
72	WINTER	3.721	58.791	1:38.391	1:25.605		
72	WINTER	2:21.126	37.826	1:09.972	29.607	1	2:17.405
72	WINTER	4:34.157	35.087	1:08.385	29.559	2	2:13.031

Num	Nom pilote	Heure	Secteur 1	Secteur 2	Secteur 3	Tour	Temps
Num		Hour	Sector 1	Sector 2	Sector 3	Lap	Time
72	WINTER	6:46.537	35.434	1:07.837	29.109	3	2:12.380
72	WINTER	9:01.242	35.081	1:10.233	29.391	4	2:14.705
72	WINTER	11:14.541	35.485	1:08.572	29.242	5	2:13.299
72	WINTER	13:27.710	35.141	1:08.422	29.606	6	2:13.169
72	WINTER	15:41.612	35.880	1:08.187	29.835	7	2:13.902
72	WINTER	18:01.622	37.953	1:12.729	29.328	8	2:20.010
72	WINTER	20:15.297	34.933	1:07.323	31.419	9	2:13.675
							21:19.827 FINISH
72	WINTER	22:26.010	35.213	1:06.939	28.561	10	2:10.713

1001 SC

1001	SC						
							START
1001	SC	[IN] 41.100	4:44.805	1:06.069	10:55.687		
							21:19.827 FINISH

14ème GRAND PRIX DE MONACO HISTORIQUE 2024
 SERIE A1 : Voitures de Grand Prix d'Avant-Guerre et Voiturettes
 SERIE A1 : Pre-war Grand Prix Cars and Voiturettes
 Course / Race
 Tour par tour / Lap by lap



Grille / Grid	54	56	70	12	72	10	6	18	2	4	14	8	16	58	
---------------	----	----	----	----	----	----	---	----	---	---	----	---	----	----	--

	1.	2.	3.	4.	5.	6.	7.	8.	9.	10.	11.	12.	13.	14.	15.
Départ / Start	54	56	12	72	70	10	6	4	2	18	14	58	8	16	1001
Tour / Lap 1	54	56	70	72	12	10	2	6	18	58	4	16	14	8	
Tour / Lap 2	54	70	56	72	12	10	18	2	16	6	4	58	8	14	
Tour / Lap 3	54	70	56	72	12	10	2	18	16	6	8	4	14	58	
Tour / Lap 4	54	70	56	72	12	10	2	18	16	6	4	8	14		
Tour / Lap 5	54	56	70	72	12	10	16	2	18	6	4	8	14		
Tour / Lap 6	54	56	70	72	12	10	16	2	18	6	4	8	14		
Tour / Lap 7	54	56	70	72	12	10	16	18	2	6	8	14	4		
Tour / Lap 8	54	56	70	72	12	10	16	6	2	8	14	4			
Tour / Lap 9	54	56	70	72	12	10	16	6	8	14	2				
Tour / Lap 10	54	56	70	72	12	10									




14ème GRAND PRIX DE MONACO HISTORIQUE 2024
 SERIE A1 : Voitures de Grand Prix d'Avant-Guerre et Voiturettes
 SERIE A1 : Pre-war Grand Prix Cars and Voiturettes
 Course / Race
 PALMARES




Cl	Num	Pilote	Nat.Com	Classe	Tours	Temps	Moyenne	M.Tour	Vitesse
Rnk	Num	Pilot	Nat Com	class	Laps	Time	Average	B.Lap	Speed

VAINQUEUR DE LA SERIE

1	54	DOWLING Paddins		1	10	21:21.875	93,71	2:06.007	95,33
---	----	------------------------	---	---	----	------------------	-------	----------	-------


DEUXIEME DE LA SERIE

1	56	BAKER Brad		2	10	21:36.498	92,65	2:05.983	95,35
---	----	-------------------	---	---	----	------------------	-------	----------	-------

TROISIEME DE LA SERIE

1	70	BIRCH Michael		2	10	22:09.908	90,33	2:08.460	93,51
---	----	----------------------	---	---	----	------------------	-------	----------	-------

VAINQUEUR DE LA CLASSE 1

1	54	DOWLING Paddins		1	10	21:21.875	93,71	2:06.007	95,33
---	----	------------------------	---	---	----	------------------	-------	----------	-------

VAINQUEUR DE LA CLASSE 2

1	56	BAKER Brad		2	10	21:36.498	92,65	2:05.983	95,35
---	----	-------------------	---	---	----	------------------	-------	----------	-------